


Liora®
















Syllabus

Power BI



YOUR FUTURE, **DECODED**

Table of content

Your future in tech starts here	
Expertise that actually gets you further	
Training that fits your rhythm.....	
Training overview	
The Power BI training, in the format that suits	
Power BI Dashboard Design.....	
Power BI Advanced use of the tool.....	
Power BI Full mastery	
Power BI PL-300 Objective	
How to finance your training?	
Strategic partners to boost your employability	
Our alumni share their experience	
Need more information?	

Your future in tech starts here

We help **tomorrow's tech talent** take control of their future.

Our mission: to provide them with the tools, framework, and support they need to grow, acquire lifelong skills, and make a positive impact on the world.

Through a hybrid learning approach that combines **technological innovation** with **personal guidance**, we create a **unique experience** to prepare them for the challenges of tomorrow.

Key figures

>70

Fortune 500 companies grow their teams with our training

50K

Alumni Liora

92%

Satisfaction rate

They trust us

AIRBUS

AIRFRANCE

Allianz

amazon

arianeGROUP



BCG



BNP PARIBAS
CARDIF

Capgemini



Google



Microsoft




STELLANTIS



Expertise that actually gets you further

Our **teaching team** is made up exclusively of **in-house professors**, fully dedicated to teaching and research. Their commitment ensures a **high-level learning experience**, aligned with **market demands**.



Charles S.

CTO & Academic Director (9 years of experience)

A graduate of École Polytechnique, Charles specializes in programming, Machine Learning, and Deep Learning.



Raphael K.

Academic Director

With over 10 years of experience in data and instructional design, he holds a Master's degree in Statistical Learning and Data Science from Université Paris-Dauphine. He has contributed to the structuring and creation of leading Data curricula, leveraging advanced skills in programming, statistical analysis, and machine learning.



Antoine T.

Head of the Analytics Department

Holder of an engineering degree from Centrale Nantes with a specialization in bioinformatics, as well as a degree from Audencia Business School specializing in financial markets, Antoine teaches across the school's data programs and is responsible for the Data Analyst and Analytics Engineer tracks. He currently leads Liora's Analytics department.



Christophe F.

Power BI Training Lead

After six years in data-focused roles within major e-commerce companies, Christophe is now a Data Analyst at Liora. Specializing in Power BI, he supports learners and professionals in understanding data, developing their analytical skills, and mastering data tools.

[Book a meeting](#)

Training that fits your rhythm

Liora offers a **fully remote training** experience in a hybrid format, combining **flexibility** with **hands-on learning** through a **Learning by Doing** approach.



Bootcamp

For 50% of the time, you'll be guided by your instructor and cohort during live online sessions. During the remaining 50%, you'll work directly in Power BI through hands-on exercises coached by our certified trainers. No installation is required: you can access all the necessary tools via our platform through a virtual machine.

This format allows you to immediately apply the concepts explained in class to real-world business data and scenarios. To help you prepare for the official PL-300 certification exam under the best conditions, we offer a multiple-choice test at the end of the course and regularly update our mock exams to ensure you're always well-prepared.

Access to all tools is fully provided through our platform. For Mac users, dedicated support is available to help you test and access the training environment under optimal conditions.

[Book a meeting](#)

Training overview



Requirements:

- To join the “Dashboard Creation” track, candidates must have a solid understanding of database principles and data processing, both locally and in the cloud.
- To join the “Advanced Power BI” track, candidates must also be familiar with the core Power BI concepts, including architecture, data integration and transformation with Power Query, DAX measures, and dashboard creation.

Accessing the training requires a computer with internet connection and a webcam.

Support and assistance

Every weekday from 9:00 a.m. to 5:00 p.m., our team of expert data trainers takes turns on a dedicated forum to provide personalized technical support to all learners. Numerous live Q&A sessions are also organized with our instructors.



[Book a meeting](#)

The Power BI training, in the format that suits

Dashboard Design



3 days (21 hours)

Introduction to Business Intelligence, Power Query fundamentals, DAX language basics, data visualization fundamentals, dashboard creation, and workspace management.

Advanced use of the tool



2 days (14 hours)

Power Query: advanced, DAX language: advanced, dataflows and pipelines, incremental refresh, advanced data visualization, streaming datasets.

Also includes:

The PL-300 mock exam and the exam fees.

Full Mastery



5 days (38 hours)

Introduction to Business Intelligence, Power Query, DAX language, dataflows and pipelines, incremental refresh, data visualization, workspace management, and streaming datasets.

Also includes:

The PL-300 mock exam and the exam fees.

PL-300 Objective



5 days (38 hours)

Introduction to Business Intelligence, Power Query, DAX language, dataflows and pipelines, incremental refresh, data visualization, workspace management, and streaming datasets.

Also includes:

The PL-300 mock exam and exam fees, as well as 6 hours of mentoring, 6 months of platform access, and hands-on practice cases for training.

Power BI Dashboard Design

Level: beginners

Duration: 3 days

Do you have experience with Excel or a BI tool such as Tableau or Qlik and want to train on Power BI? **This course is made for you!**

Over **three consecutive days**, you will learn how to use Power BI tools such as the DAX language and Power Query.



By the end of the course, you will be able to:

- Analyze raw data
- Sort, organize, and transform data
- Model data
- Create a dashboard with multiple analytical dimensions

Level: advanced

Duration: 2 days



Do you already have experience with Power BI and **want to take your skills to the next level?** This format is exactly what you're looking for!

Over two consecutive days of training, an instructor will guide you and share all the secrets of the tool. You will explore **each service of the platform** in greater depth and discover concepts such as Dataflows and Incremental Refresh.

By the end of the course, you will be able to:

- Sort and transform data using advanced Power Query M and Dataflow features
- Create complex queries and calculations in DAX
- Model data and integrate custom community data visualizations
- Create and deploy reports and dashboards with multiple analytical dimensions

Power BI Full mastery

Level: beginners

Duration: 5 days

If you want to **discover and fully master Power BI**, the combination of the previous tracks is exactly what you need!

Over these 5 days of training, you will develop strong skills in this software and learn how to use the tool in its entirety.

You will be prepared to take the official Microsoft certification exam with the goal of **earning the Microsoft Power BI Data Analyst Associate credential**.



By the end of the course, you will be able to:

- Analyze raw data
- Sort and transform data using advanced Power Query M and Dataflow features
- Create complex queries and calculations in DAX
- Model data and integrate custom community data visualizations
- Create and deploy dashboards with multiple analytical dimensions

Power BI PL-300 Objective

Level: beginners

Duration: 5 days

The “Power BI – PL-300 Objective” training is designed for professionals who want to master all advanced Power BI features and build high-performance, strategic dashboards.

It is the ideal program to prepare effectively and practice for the official Microsoft certification exam and earn the Microsoft Data Analyst Associate credential.

Training content:

Power BI – Dashboard Design:

Learn how to create dynamic, clear, and impactful dashboards.

Power BI – Advanced Tool Usage:

Explore advanced Power BI features to analyze complex data and address specific business needs.

6 months of access to our Learn platform, including:

- Unlimited access to our learning platform and previously delivered course content
- Hands-on exercises and real-world case studies
- 6 hours of mentoring in groups of up to 4 participants
- PL-300 mock exams

Power BI - Dashboard conception duration: 21h			Power BI - Deepening of the tool - duration: 14h	
Day 1	Day 2	Day 3	Day 1	Day 2
9:00	Welcome	Welcome	Welcome	Welcome
9:30	MC: Introduction to BI and Power BI	MC: Modelling	MC: Advanced Power Query M	MC : Incremental Refresh
10:00		MC: Power BI Services and roles		PW: Incremental Refresh
10:30	PW: Connecting to data sources	PW: Modelling	PW: Advanced Power Query M	Multiple Choice Test
11:00				
11:30	MC: PW Feedback	MC: PW Feedback	MC: PW Feedback	
12:00	MC: PW Feedback	MC: PW Feedback	MC: PW Feedback	
12:30	Break	Break	Break	Break
13:00	MC: Introduction to Power Query	MC: DAX Language	MC: Advanced DAX	MC: Advanced Dataviz & Streaming Dataset
13:30				
14:00	PW: Power Query	PW: DAX Language	PW: Advanced Dataviz & Streaming Dataset	
14:30	PW: Power Query	PW: DAX Language	PW: Advanced Dataviz & Streaming Dataset	
15:00	MC: Advanced Power Query	MC: Dataviz	MC: DataFlows & Pipeline	MC: Exam Preparation
15:30	PW: Advanced Power Query	PW: Dataviz	PW: DataFlows & Pipeline	
16:00			Multiple Choice Test	
16:30	Conclusion	Conclusion	Conclusion	Conclusion
17:00				

MC = Masterclass
(live call with professor)

PW = Practical work
(guided)

Projects & Multiple Choice Test
(coachés)

Other

Power BI Dashboard Design



Introduction

Introduction to Business Intelligence, Objectives and implementation steps



Introduction to Power BI

First steps in Power BI, Installation, setup and exploring the interface



Transform Data with Power Query

Connection to various data sources using Power Query, Transform data to prepare it for analysis



Data Modelling and DAX Language

Building data models by linking related tables, Creating calculated columns and measures with DAX for advanced analysis



Data Visualization

Choosing relevant chart types for insightful representation, Designing and structuring interactive dashboards



Workspace Management and Security

Managing report sharing and workspace organization. Defining user permissions and controlling access to sensitive data.

Power BI

Deepening of the tool



Advanced Power Query

Power Query M,
Use of advanced functions



Advanced DAX

Build measures with DAX language,
Data management with DAX



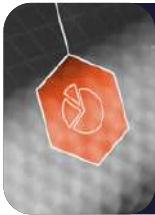
Dataflow and Pipeline

Data preparation with dataflows,
Pipeline creation between work spaces



Incremental Refresh & Hybrid Table

Incremental refresh for large datasets,
Combining import and direct query modes with hybrid tables



Advanced Dataviz and Streaming Dataset

Creating a streaming dataset,
Working with more advanced visualizations

[Book a meeting](#)

How to finance your training?

Before your registration, our admissions team will guide you to the most suitable training.

Company funding

Support the upskilling of your teams through public funding.

In Germany, companies may benefit from the **Qualifizierungschancengesetz (Qualification Opportunities Act)**, which allows the Agentur für Arbeit to co-finance employee training programs.

Ask your HR department or contact us to explore available funding options.



Training fee: **from 1.590 €**

[Book a meeting](#)

Strategic partners to boost your employability

Liora is recognized for the **excellence** of its data **training programs**, offering high-level **certified courses** and **prestigious partnerships** that reflect their quality.

Liora is:

Amazon Training Partner

Our AWS certifications:

- AWS Solutions Architect
- AWS Cloud Practitioner



Microsoft Training Partner

Our Microsoft certifications:

- PL-900
- PL-300
- DP-203



Official Partner of Université Paris 1 Panthéon-Sorbonne

Our data programs are certified by Université Paris 1 Panthéon-Sorbonne, ensuring academic quality and recognition.



[Book a meeting](#)

Our alumni share their experience



Chawki BOUDERBALA
Consultant BI / Data Analyst

"The Liora training allowed me to strengthen my Power BI skills. The course is suitable for everyone, as it serves both as an introduction for beginners and as a deep dive for more experienced users who want to expand their knowledge."

Patrice Roques

**Director General – Social Housing & Managed Residences
@Nexity**

"Excellent online training on Power BI with Liora. Clear and well-paced, with hands-on practical exercises and plenty of real-world practice. Highly knowledgeable trainers, and outstanding quality of support and digital learning environment."



Lucile Poulet
Supply Chain & Logistics | Project & Process Management

"I completed a 3-day Power BI training course with Liora and I am truly very satisfied. The trainer was excellent: dynamic, clear, and precise. The pace was just right and the structure of the training was very well designed. I highly recommend Liora!"

Need more information? We answer everything here!

What is Microsoft Power BI?

Microsoft Power BI is a business intelligence solution that allows you to easily model, visualize, and share a company's data. Its interface enables the creation of customized reports featuring key performance indicators for a business, organization, or brand.

Thanks to artificial intelligence, Power BI provides quick answers to questions about company performance and makes it easy to share insights with relevant team members. Today, Microsoft Power BI stands as the leading platform for interactive reporting.

What are the advantages of Power BI?

Power BI enables companies to correlate their data and visualize it as a whole, making decision-making processes easier. The dashboard design allows users to identify key data points at a glance — the ones that truly matter for business decisions.

Power BI makes this data accessible to everyone within the organization, ensuring that decisions are based on reliable, verified, and real-time information.

Which jobs can I apply for with a Power BI PL-300 certification?

Power BI is used across a wide range of professions. It's one of the essential tools for Data Analysts, Business Analysts, Developers, and Software Engineers.

Being able to perform queries, understand data warehouses, and leverage data analysis features are highly sought-after skills across all industries. With this platform, data analysts can uncover valuable insights - information that can then be used by the entire organization to make better business decisions.

The Power BI PL-300 certification, also known as Analyzing Data with Microsoft Power BI, is an excellent credential for professionals in Data Analysis and Business Intelligence.

According to Burning Glass, which bases its analysis on thousands of job postings, the number of positions requiring Power BI skills is expected to grow by more than 34% over the next ten years - a strong reason to train and get certified in this revolutionary tool.

What is the access time for the training?

The registration for a training program depends on the financing option you choose:

- **Personal or company funding:** You can register up to the day before the training starts (subject to availability of spots).
- **Bildungsgutschein:** Registration must be completed within 2 to 6 weeks before the start of the training.
- **Qualifizierungschancengesetz (QCG):** Registration should be made within 2 to 6 weeks before the start of the training.

Are you in a situation of disability?

Liora will analyze all possible accommodations (pedagogy, materials, technical and human resources) to compensate for your disability and enable you to follow the training under the best possible conditions.

You can contact our disability coordinator for any inquiries regarding your situation: mathilde.v@datascientest.com.

To learn about the journey of a former student with hearing impairment who successfully obtained their diploma with Liora, feel free to click **here**.

Liora

YOUR FUTURE, **DECODED**

+49 32 222003762

www.liora.io/en

Updated in January 2026